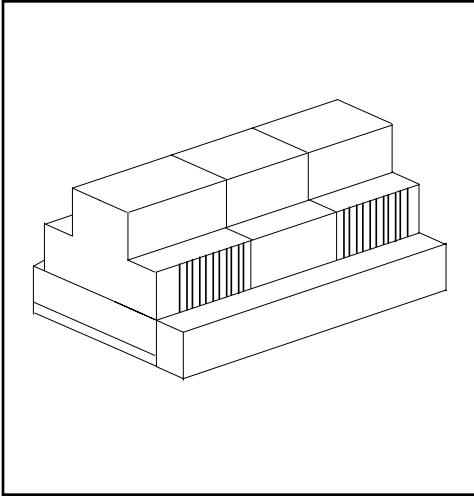


Engineering Data

SOUND SYSTEM AUDIO POWER SUPPLIES



931	5 WIRE SYSTEM POWER SUPPLY
931/OCT	5 WIRE SYSTEM POWER SUPPLY WITH BATTERY INPUT
936	COMMON TALK SYSTEM POWER SUPPLY
938	INTERNAL/EXTERNAL SYSTEM POWER SUPPLY
985	INTERNAL/EXTERNAL PRIVATE SYSTEM SUPPLY
6837	2 WIRE SYSTEM POWER SUPPLY
837/OCT	2 WIRE SYSTEM POWER SUPPLY WITH BATTERY INPUT

General Information Specifications

- Fuseless PTC Protection
- Easy Connect Terminal Blocks
- Electronic Short Circuit/Overload Protection
- Easy Surface Wall Installation
- Dual Chime tone Output (3 with 938-985)
- Integrated Amplifier for Entry Panel (931-938-985-6837-837/OCT)
- Small Footprint

Power Requirements: 120 Volt AC 30VA (ALL MODELS)

Outputs:

931,931/OCT	DC telephonic talk path
938, 985:	Amplified output for Entry Panel 15 Volt AC 1A for Door Release
936:	DC Talk path Amplified Spkr/Mic Power 15 Volt AC 1A for Door release
6837	DC telephonic talk path
837/OCT:	Amplified output for Entry Panel 15 Volt AC 1A for Door Release

Dimensions:

931-931/OCT- 936-938-985:	5.5" x 4.5" x 2.5"
6837-837/OCT:	8.25" x 3.75" x 2.75"

SOUND SYSTEM AUDIO POWER SUPPLIES

Architects and Engineers Specifications

All Models: The system power supply shall provide crisp clear telephonic communication between the apartment handset and the entry panel speaker/mic. The system power supplies shall provide for all the system feature including talk path, call signals, entry panel amplification and door release power. The power supplies shall allow for building riser wiring of 4 common and 1 ring (931, 931/OCT, 938, 985, 936) or 1 common and 1 ring (6837, 837/OCT). The power supply shall provide for DC backup operation (931/OCT, 837/OCT) with a DC input and built in battery charging circuit.

938, 985
 The system power supply shall in addition to feature above provide for intercommunication between handsets either private (985) or common talk (938). Activation of an internal conversation shall automatically disconnect the entry panel speaker mic for privacy.

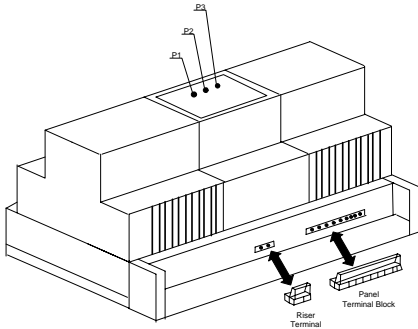
Paso Sound Products, Inc. - Phone: 1 800 231 3034 - Fax: 843 308 0904

SOUNDSYSTEM

REV 1.0

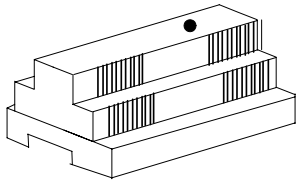
Form ED 931

TERMINALS - CONTROLS



6837		837/OCT		931/OCT	
P1	Lock Sensitivity	3	Riser Common	1	Handset Speaker
P2	Panel Volume	P2	2nd signal	2	Handset Mic
P3	Lock duration	2	Talk Common	3	Handset common
3	Riser Common	5	Speaker	C2	Continuous Tone
P2	2nd signal	6	Mic	6	Spkr/Mic Com
2	Talk Common	7	Mic	7	Panel Mic
5	Speaker	8	Speaker	8	Panel spkr
6	Mic	P1	Call Signal	C1	Modulated Tone
7	Mic	S1	Door Release	0	Common
8	Speaker	0	Common		
P1	Call Signal				
S1	Door Release	-	Battery Input Gnd	-	Battery Input Gnd
15	15 Volt AC	+	Battery Input Hot	+	Battery Input Hot
0	Common				

TERMINALS - CONTROLS



931		936		938-985	
1	Handset Speaker	-	Gnd	0	Common
2	Handset Mic	+	9VDC	15	15 Volt AC
3	Handset common	C1	Modulated Tone	AS	15 Volt Rectified
C2	Continuous Tone	-	Talk Gnd	C1	Modulated Tone
6	Spkr/Mic Com	-	Talk Hot	3-	Gnd
7	Panel Mic	+J	Talk Hot	C3	Intermittent tone
8	Panel spkr	C2	Continuous tone	1	Handset Speaker
C1	Modulated Tone	0	common	2	Handset Mic
0	Common	15	15 Volt AC	3	Handset Gnd
15	15 Volt AC	AS	15 Volt Rectified	AA	Speaker/Mic On
AS	15 Volt Rectified			3-	Gnd
				6	Spkr/Mic Com
				7	Panel Mic
				8	Panel Spkr
				C2	Continuous Tone

COMPATIBLE EQUIPMENT

Handsets

931-931/OCT
936
938-985
6837-837/OCT

902/100-900/100-875/100-7100-710S-900/882-875/081
902/100-900/100-875/100
902/100-7100
875/837-875/037-900/837-900/037-7101

Speaker/Mic

931-931/OCT-938-985-6837-837/OCT
936

930/000
930/836

Switchers


931-931/OCT-936-938-985
6837-837/OCT

839/302-839/303
839/837



since 1931

AUTHORIZED DISTRIBUTOR



PASO SOUND PRODUCTS, INC.

4750F GOER DRIVE
NORTH CHARLESTON, SC 29406 USA
Phone: 843-308-9005 - Fax: 843-308-0904
EMAIL: info@pasosound.com URL: www.pasosound.com
FORM ED931

Printed in USA